

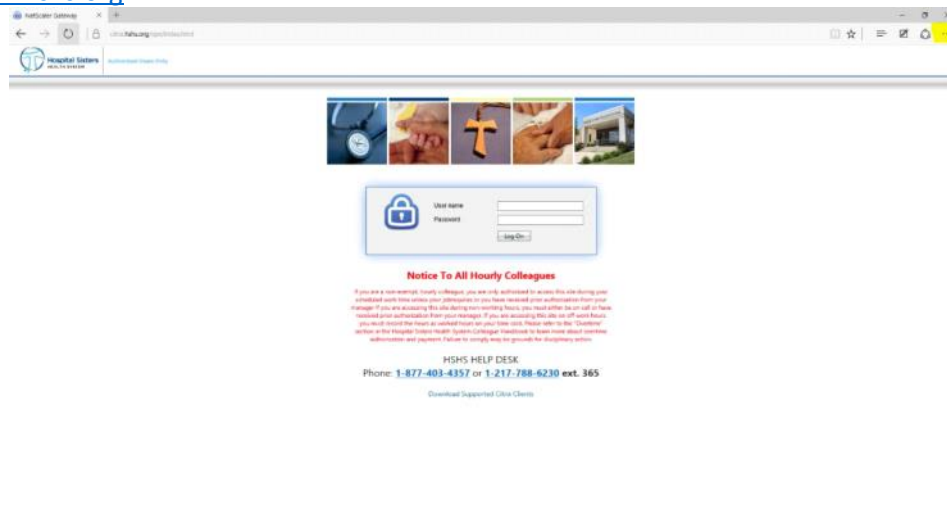
Citrix Receiver for Windows

Wednesday, March 15, 2017 8:48 AM

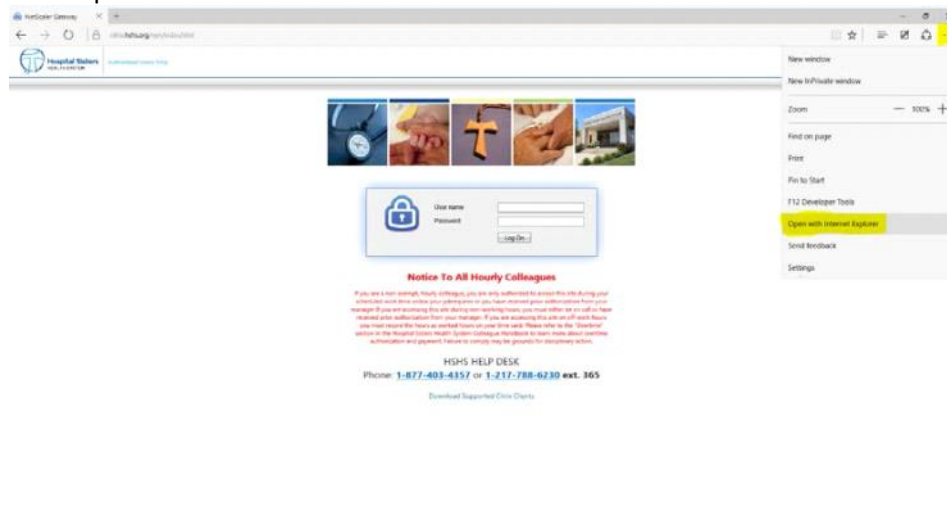
1. Click on the link at [HTTP://SUPPORT.HSHS.ORG](http://support.hshs.org) to download Citrix Receiver.
2. Click “Run”



3. For all browsers you must first make changes to security settings in Internet Explorer 11. Open IE and navigate to <https://citrix.hshs.org>.



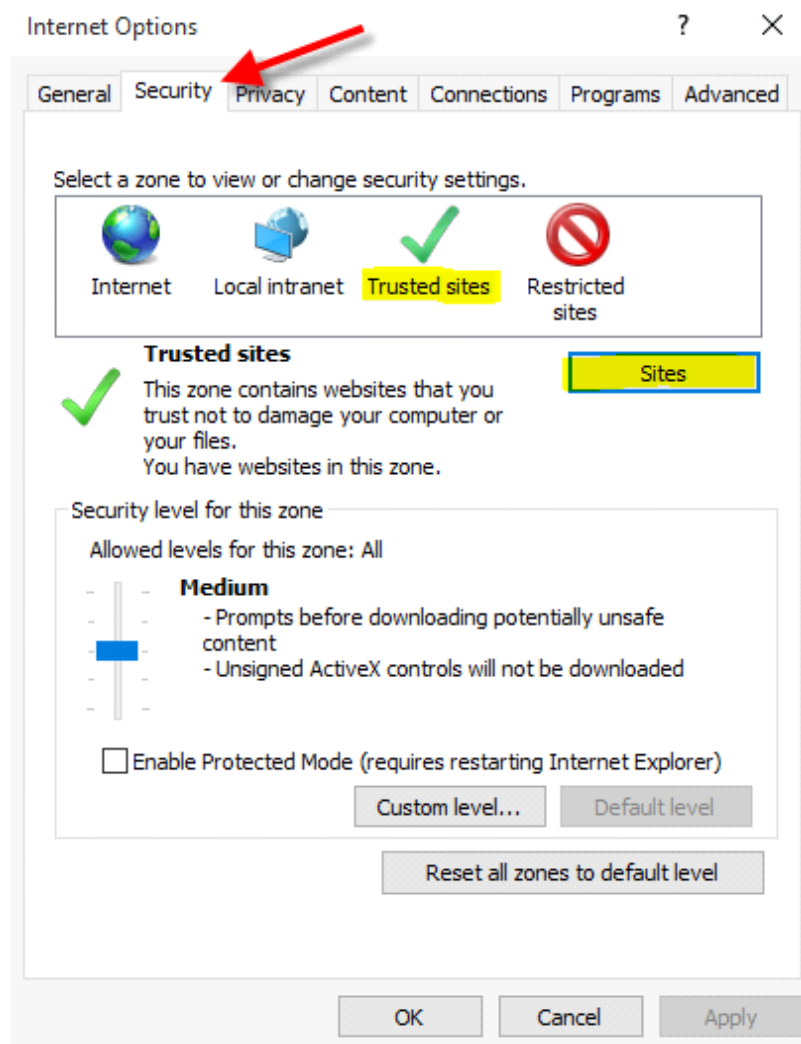
4. If in “Edge” browser please click on the 3 Dot symbol in the upper right corner and choose “Open with Internet Explorer” from the pulldown.



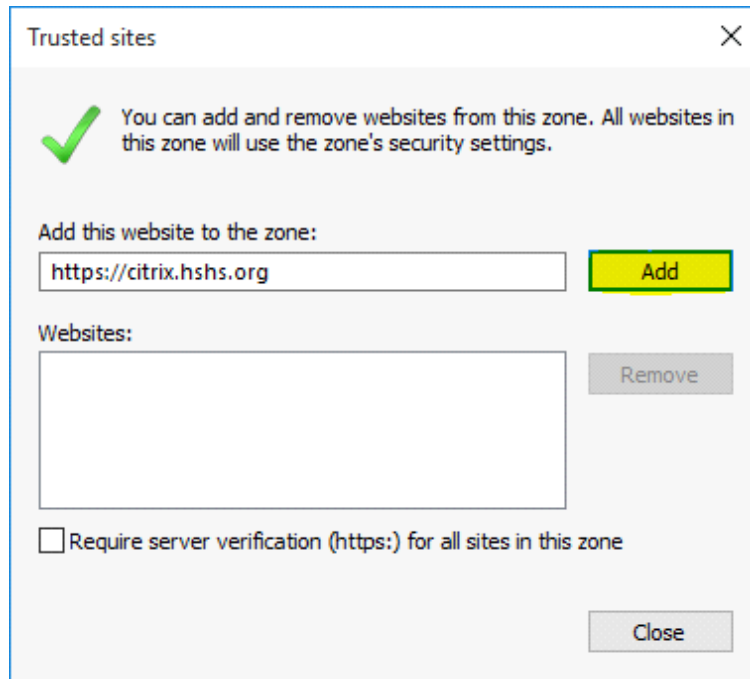
5. Click on the Gear symbol in the upper right corner and select “Internet Options”



6. Click on the "Security" tab and then click on "Trusted sites" and finally "Sites"



7. Click on "Add" and then "Close"



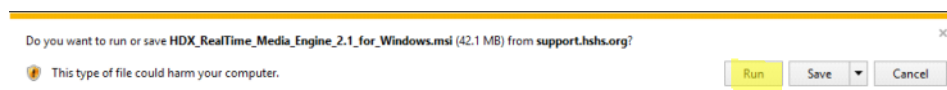
- Install the HDX plugin from the <http://support.hshs.org> before signing into citrix.hshs.org. This can be found under each Citrix Clients main install as an "Additional Install for Skype Compatibility". *Note - If you have already logged into the <https://citrix.hshs.org> site please disconnect any open Citrix sessions before installing the HDX plugin.*

To ensure that the best user experience accessing HSHS Applications from your personal device, please ensure that your system meets the following required specifications. For your convenience, please download and install the following Citrix Client.

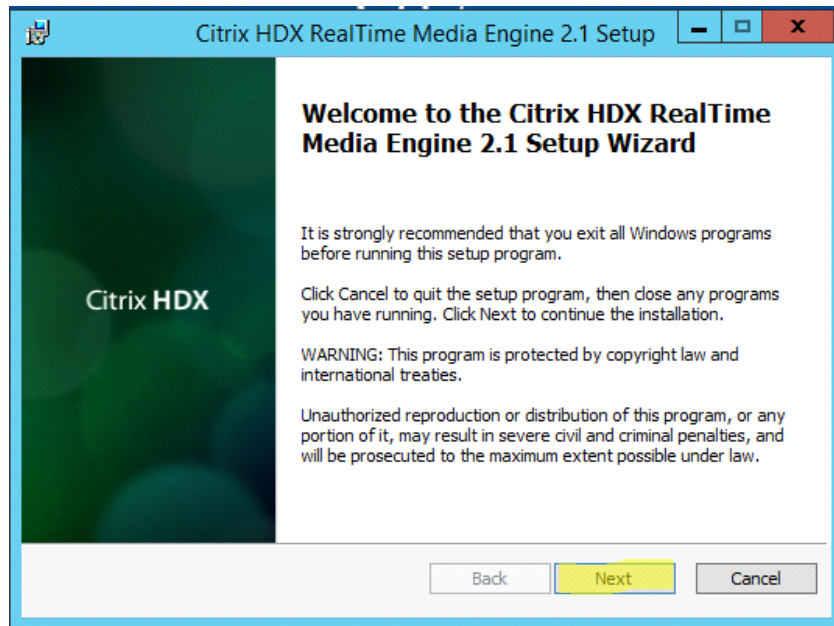
Support Information and Links			
Team Viewer Application			
HSHS Team Viewer			
Citrix Client Information			
Windows 7	Windows 8 and 10	Mac OS X	Mobile Devices
Installation instructions for Windows 7	Installation instructions for Windows 8 & 10	Installation instructions for Mac OS X	Installation instructions for iOS devices Installation instructions for Android devices
Client Download for Windows 7 Additional Install for Skype Compatibility	Client Download for Windows 8 & 10 Additional Install for Skype Compatibility	Client Download for Mac OS X Additional Install for Skype Compatibility For Mac OS X 10.9 and Higher	Download from the App Store for iOS or the Play Store for Android For iOS devices running iOS 7 and later
System Requirements			
Windows 7, 8, or 10 and running Internet Explorer 8, 9, 10 or 11*			
For Internet Explorer 10 or 11, please follow these instructions in the hyperlink below Internet Explorer Compatibility			

*If you are using Mac OS X 10.8 or older, you will need an additional plugin. [Click Here](#)

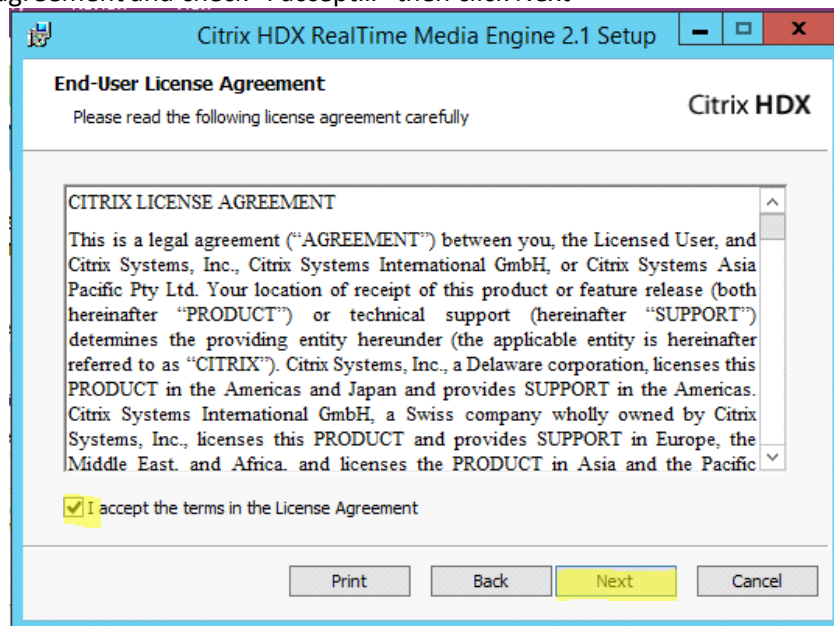
- Click Run



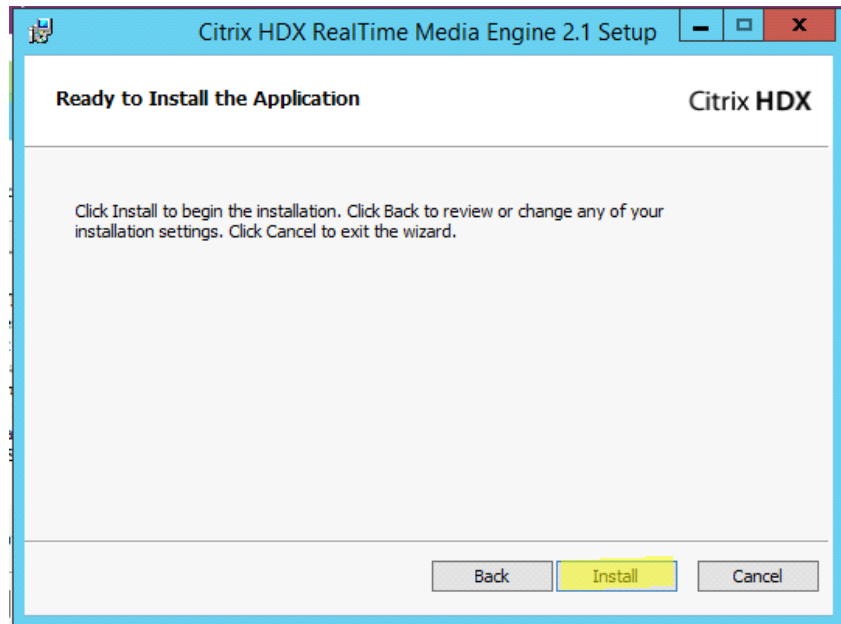
- Click Next



11. Read the license agreement and check "I accept..." then click Next



12. Click Install



13. Click Finish



You may now login with your network username and password. As stated previously, Internet Explorer is the recommended browser for displaying the [HTTPS://CITRIX.HSHS.ORG](https://citrix.hshs.org) site.